



# **DRONACHARYA**

## **SR. SEC. SCHOOL MUBARIKPUR (JH)**

**AFFILIATED TO CBSE NEW DELHI, Aff No. 530945 |**

**Dear Students,**

**As the warmth of summer envelops us, let's take a moment to reflect on the wisdom of Helen Keller: "Life is either a daring adventure or nothing at all." Indeed, without challenges and uncertainties, life would lose its essence, much like a ship adrift in calm waters. May and June offer us a chance for self-reflection and rejuvenation. It's a time to strengthen family bonds, explore new horizons, and pursue our passions.**

**An umbrella, a book, and the mind serve their purpose only when open. Let's embrace the endless possibilities before us. Let our minds unfold like blooming flowers, eager to absorb wisdom and experiences. The Summer Holiday Engagement of 2024 calls us to focus on Social Emotional and Experiential Learning.**

**Each challenge we face will be a stepping stone to personal growth. Let's not forget the joy of learning, the thrill of exploration, and the warmth of companionship.**

**I hold each of you in high regard for your creativity and strengths. Let's make this Dronachariyan initiative of the Summer Holiday Homework 2024-25 a journey filled with learning and laughter. Let's redefine ourselves and embrace collaboration, innovation, and compassion.**

**Class Teacher**

### **6th Summer Holiday Homework**

**Week - 1 (1st June to 9th June)**

**PROJECT OF THE WEEK:**

**Activities:**

#### **1.Slogan and Poster Making:**

Activity: Design a catchy slogan and create a colourful poster promoting environmental protection.

Materials: Chart paper, markers, crayons, paints (optional)

#### **2. Eco-Warrior Training:**

Activity: Research an environmental issue (pollution, deforestation, endangered species) and create a short presentation (with pictures or drawings) on how to address it.

Possible Issues: Water pollution, plastic pollution, air pollution, deforestation

Materials: Cardboard, markers, old magazines (for pictures)

#### **3. Upcycled Treasure:**

Activity: Find a discarded household item (plastic bottle, old shoebox, etc.) and turn it into something useful and creative!

Examples: Plastic bottle planters, magazine collages, shoebox organizers

Materials: Discarded household items, glue, scissors, paints (optional)

**Objectives:**

- Raise awareness about environmental issues.
- Encourage students to take action and become responsible stewards of the planet.
- Develop creativity and critical thinking skills.

Day/Date	Hindi	English	Check List
Saturday 1st June	अपठित गद्यांश- 1	Read chapter -1 (Bulli and the tiger)and underline different kinds of pronouns	
Sunday 2nd June	अपठित गद्यांश - 2	_____	
Monday 3rd June	एक अच्छे नागरिक के रूप में आप अपने देश के लिए क्या-क्या करेंगे ? अपने विचार लिखें।	Write and learn question answers of chapter 1 in holiday homework notebook	
Tuesday 4th June	पाठ - 19 (घ) अनेक शब्दों के लिए एक शब्द Worksheet - 2 पाठ - 19 (ङ) श्रुतिसमभिन्नर्थक शब्द Worksheet - 1	Sum up the chapter-1( Bulli and the tiger) in your own words and make a short video of it .	
Wednesday 5th June	विश्व के मानचित्र पर अपना देश भारत ढूंढिए और उसमें अपनी पसंद का रंग भरिए। पाठ - 19 (ङ) श्रुतिसमभिन्नर्थक शब्द Worksheet - 2	Read chapter -2 and find out adjectives from it.	
Thursday 6th June	आपके अनुसार देश-प्रेम क्या है ? अपने विचारों को बताते हुए एक चित्रात्मक प्रस्तुतीकरण (प्रेजेंटेशन) तैयार कीजिए।	Write and learn question answer of chapter 2 in holiday homework notebook	
Friday 7th June	पाठ- 1 ( स्वदेश के प्रति) में आए तथा अपनी ओर से अनुस्वार और अनुनासिक युक्त शब्द लिखिए।	Make a chart on topic pronoun and its kinds along with two examples of each.	

Saturday 8th June	पितृ दिवस के अवसर पर अपने पिता के लिए एक सुंदर सी कविता लिखें।	Write 15 silent letter words on a colourful A4 size sheet and highlight the silent letters for example (knowledge, debt - k, and b letters are silent)	
Sunday 9th June	PROJECT OF THE WEEK	PROJECT OF THE WEEK	

Day/Date	Science	Social Science	Check List
Saturday 1st June	write and learn exercise of ch-1 section A and section B	Read Ch-1 When, Where and How (History)	
Sunday 2nd June			
Monday 3rd June	make a mind map on feeding habitats of animals with their examples	Write important points of Ch-1 (History)	
Tuesday 4th June	prepare a list of the plant food products which you eat, categories food products in the tables	Activity - Make a Chart showing the timeline from ancient period of history; also mark the important event of happening.	
Wednesday 5th June	write and learn short and difference question answer of ch-1	Learn and Write exercise of Ch-1	
Thursday 6th June	prepare the flowchart process involved in preparing ghee	Learn and Write brief Questions/Answer of Ch-1	
Friday 7th June	write and learn detail question answer of ch-1	Learn and Write detail Questions/Answer of Ch-1	
Saturday 8th June	On the map of India write the food of each states	Revise Ch-1	
Sunday 9th June	PROJECT OF THE WEEK	PROJECT OF THE WEEK	

Day/Date	Maths	Reasoning	Check List
Saturday 1st June	Calculate the total area of Madhya Pradesh, Himachal Pradesh,	Draw mirror images of English alphabets	

	Gujarat and Haryana and write it's number name using the Indian system of numeration.																										
Sunday 2nd June	Brain teasers (coding and Decoding) If SAVING is code as M. SOIL is coded as D. OUR is coded as C. ABOUT is coded as L. IS is coded as X and PLANET is coded as V Eg. C +V = Our planet Combine the given codes and frame a sentence M + D + X + L + M + C + V = _____ B. Write the Hindu -Arabic number for the given Roman numerals? B. 1) MD = _____ B. 2) MC = _____ B. 3) MMM= _____	Draw mirror images of 1 to 9 digits																									
Monday 3rd June	Revise exercise 1.1 complete.	Ques-1 Solve chapter 1 analogy from your book																									
Tuesday 4th June	These are the prices of tickets of different activities at the Sports Centre.  <table style="margin-left: auto; margin-right: auto;"> <thead> <tr> <th></th> <th>Adult.</th> <th>Child</th> </tr> </thead> <tbody> <tr> <td>Swimming.</td> <td>Rs.10</td> <td>Rs. 20</td> </tr> <tr> <td>Table Tennis</td> <td>Rs.12.</td> <td>Rs. 07</td> </tr> <tr> <td>Squash.</td> <td>Rs.12.</td> <td>Rs. 10</td> </tr> <tr> <td>Tennis</td> <td>Rs.15.</td> <td>Rs. 10</td> </tr> <tr> <td>Skating</td> <td>Rs. 12.</td> <td>Rs. 08</td> </tr> <tr> <td>Cycling</td> <td>Rs. 08.</td> <td>Rs. 05</td> </tr> <tr> <td>Badminton</td> <td>Rs. 12.</td> <td>Rs 10</td> </tr> </tbody> </table> On the basis of above, answer the following questions: (a) Write the cost of ticket for a child to play Badminton. _____ (b) Write the cost of tickets for an adult and two children to skate. _____ (c) Four children played table tennis. Write the total cost of the tickets. _____		Adult.	Child	Swimming.	Rs.10	Rs. 20	Table Tennis	Rs.12.	Rs. 07	Squash.	Rs.12.	Rs. 10	Tennis	Rs.15.	Rs. 10	Skating	Rs. 12.	Rs. 08	Cycling	Rs. 08.	Rs. 05	Badminton	Rs. 12.	Rs 10	QUES-2 Solve questions from chapter 2 classification	
	Adult.	Child																									
Swimming.	Rs.10	Rs. 20																									
Table Tennis	Rs.12.	Rs. 07																									
Squash.	Rs.12.	Rs. 10																									
Tennis	Rs.15.	Rs. 10																									
Skating	Rs. 12.	Rs. 08																									
Cycling	Rs. 08.	Rs. 05																									
Badminton	Rs. 12.	Rs 10																									

	(d) How much more money does an adult need to pay for ticket of swimming than a child?		
Wednesday 5th June	Write and learn tables of 2 to 10	QUESTION-3 Solve chapter 5 from questions 1 to 5	
Thursday 6th June	QUESTION-1 Look at the key for place values and write down the sum.	Draw mirror images of names of 5 pet animals.	
Friday 7th June	Rohini had MCX pens ,Out of which she used DCL pens .How many pens are left with her? Write and learn tables of 12 and 13.	QUESTION-4- Solve chapter 5 from questions 6 to 10	
Saturday 8th June	Read the shape in the clue box and guess the name of the shape. I am in the shape Triangle of a pencil box. I am the shape Rectangle of an egg. I have no corner Oval or sides I am round I am the shape of Circle top of table or a book .	QUESTION-5	
Sunday 9th June	PROJECT OF THE WEEK	PROJECT OF THE WEEK	

Day/Date	Computer	Sanskrit	Check List
Saturday 1st June	Make a pie chart of functions of operating system. ( Refer page no.8)	पाठ- 1 पढ़ें।	
Sunday 2nd June	_____	पाठ -1 के शब्दार्थ और अभ्यास कार्य दोहराएं।	

Monday 3rd June	Learn and write exercise of chapter 1 in homework notebook	अपने परिवार के पांच सदस्यों के नाम लिखकर वर्ण विच्छेद कीजिए।	
Tuesday 4th June	Learn and write question answers of chapter 1 in homework notebook	पाठ- 2 पढ़े।	
Wednesday 5th June	Make a collage of different types of operating system in scrapbook	पाठ- 2 के शब्दार्थ व प्रश्न उत्तर दोहराएं।	
Thursday 6th June	Learn and write exercise of chapter 2 in homework notebook.	पाठ- 2 का अभ्यास कार्य दोहराएं व लिखें।	
Friday 7th June	Learn and write question answers of chapter 2 in homework notebook	गणेश वंदना को कंठस्थ करें।	
Saturday 8th June	Make mind map of chapter 1	गणेश वंदना का अर्थ समझे व लिखें।	
Sunday 9th June	PROJECT OF THE WEEK	PROJECT OF THE WEEK	

Fine Arts: Draw a beautiful landscape A3 size paper use any colour.

**Week - 2 (10th June to 16th June)**

**PROJECT OF THE WEEK**

**Activities:**

**1. Dad's Superpower Interview:**

Activity: Interview your father or father figure about their life. Ask questions about their hobbies, childhood memories, and what they consider their "superpower" .

Possible Questions:

What was your favourite thing to do when you were my age?

What are you most proud of achieving?

What is one thing you wish you knew when you were younger?

Materials: Notebook, pen

**2. "Doodling with Dad" Card Creation:**

Activity: Design and create a heartfelt card for your father. Include drawings, a handwritten message expressing your appreciation, and maybe a funny "dad joke" or a shared memory.

Materials: Construction paper, markers, crayons, scissors (optional)

**3. "Thanks Dad!" Photo Collage:**

Activity: Create a collage of pictures depicting special moments or activities you share with your father. Add captions or small messages expressing your appreciation for each picture.

Materials: Old magazines (optional for pictures), construction paper, glue, scissors, markers/crayons (optional)

**Objectives:**

Celebrate Father's Day and express appreciation for fathers and father figures.

Encourage creativity and strengthen student-father bonds.

Foster communication and understanding between children and their fathers.

Day/Date	Hindi	English	Check List
Monday 10th June	अपठित गद्यांश - 3	Write an Acrostic poem on Father on A4 size sheet	
Tuesday 11th June	अपठित गद्यांश - 4	Make a collage on topic collective noun or abstract noun	
Wednesday 12th June	आजकल हमें खाने-पीने की वस्तुएं शुद्ध एवं ताजी नहीं मिल पाती हैं। इसके	Learn phrasal verbs on page number 136 in grammar book.	

	क्या-क्या कारण हो सकते हैं ? सोचकर लिखिए।		
Thursday 13th June	पाठ -2 (फुसफुसाहट) कहानी में प्रधानमंत्री पद पर आसीन राजू कहता है -"अब मेरा समय आया है।" यह सोच आज सत्ता में बैठे लोगों से कितनी मिलती-जुलती है ? अपने बड़ों से पता कीजिए और लिखिए।	Learn phrasal verbs on page number 137 and fill it too.	
Friday 14th June	पाठ-19 (क) विलोम शब्द Worksheet - 1	Do comprehension ' A tragic story' in grammar book	
Saturday 15th June	पाठ - 19 (क) विलोम शब्द Worksheet - 2	Read one story from the book 'Panchatantra' and describe it in your own words and make a short video of it.	
Sunday 16th June	PROJECT OF THE WEEK	PROJECT OF THE WEEK	

Day/Dat	Science	Social Studies	Check List
Monday 10th June	Read ch-2 Draw a table on A4 sheet about the deficiency diseases caused by vitamins and minerals	Read Ch-1 Earth in the Solar system (Geography)	
Tuesday 11th June	make a mind map of ch-2 other than book	Write important points of Ch-1	
Wednesday 12th June	learn and write exercise of ch-2	With the help of Internet, conduct a comparative study of the eight planets. Cover key points like distance from the sun, diameter, rotation and revolution time, and number of moons.	
Thursday 13th June	prepare a diet chart of 12 years old child that diet should include food items which are not expensive and easily available	Learn and Write exercise of Ch-1	



Friday 14th June	learn and write short and difference question answer of ch-2	Learn and Write brief Questions/Answer of Ch-1	
Saturday 15th June	Give reason why obesity is biggest plbm	Learn and Write detail Questions/Answer of Ch-1	
Sunday 16th June	PROJECT OF THE WEEK	PROJECT OF THE WEEK	

Day/Date	Maths	Reasoning	Check List
Monday 10th June	Record the maximum and minimum temperature of Andaman & Nicobar Islands for 10 days. Also find the difference between the maximum and minimum temperature for these 10 days. Present your work beautifully on an A-4 coloured sized sheet in the form of a table as given below: Date Max Min Diff Temp. Temp	QUESTION-6	
Tuesday 11th June	Do let's evaluate questions of ch-1st (knowing our numbers)	QUESTION-7	
Wednesday 12th June	QUESTION-2 India is the land of mathematicians like Aryabhata, Brahmagupta, Bhaskara, and Varahmihira. Bihar is one such state which has a rich history of education. The university of Nalanda is considered as the pride of ancient India. 1. Create a collage of renowned mathematicians from Bihar along with brief descriptions of their significant contributions. (Any colour A4 size sheet). 2. The dimensions of the collage should be 12 inch×12 inches. 3. Make a border using various shapes of geometry in the Madhubani art form of Bihar.	QUESTION-8	

	Images of the Madhubani art are given below for reference purposes.		
Thursday 13th June	Learn and write tables of 12 and 13. Write the property of whole number(addition)	QUESTION-9	
Friday 14th June	Visit the following sites and enjoy doing mathematics <a href="http://www.mathopolis.com">http://www.mathopolis.com</a>	QUESTION-10	
Saturday 15th June	Do Thinking skills and competency based questions of ch-1st ( knowing our numbers)	Draw mirror images of your family members name.	
Sunday 16th June	PROJECT OF THE WEEK	PROJECT OF THE WEEK	

Day/Date	Computer	Sanskrit	Check List
Monday 10th June	Classify different types of memory according to primary or secondary and make a table of it. Refer page number 29 in your computer book.	गायत्री मंत्र का वाचन करें।	
Tuesday 11th June	Draw pictures of different types of icons on A4 size	गायत्री मंत्र का हिंदी अनुवाद समझे व याद करें।	
Wednesday 12th June	Draw pictures of different types of operating system on A4 size sheet	गायत्री मंत्र का हिंदी अनुवाद उत्तर पुस्तिका में लिखें।	
Thursday 13th June	If you have a computer or laptop ,Do practical of chapter -3.	संस्कृत वर्णमाला के उच्चारण स्थान याद करें।	
Friday 14th June	Write a to z shortcut keys in scrapbook.	व्याकरण का पाठ -1 दोहराएं।	
Saturday 15th June	Read all the chapters done till date and try to find out the full forms and short cut keys.	बालक का शब्द रूप याद करें व लिखें।	
Sunday 16th June	PROJECT OF THE WEEK	PROJECT OF THE WEEK	

Fine Arts: Make a 2 birds paper craft use a colourfull paper.

## Week - 3 (17th June to 23rd June)

### PROJECT OF THE WEEK:

#### Activities:

#### 1. Yoga Poses for Beginners:

Activity: Learn 5 basic Yoga poses (asanas) with the help of a parent or guardian.

Possible Poses: Tadasana (Mountain Pose), Vrikshasana (Tree Pose), Uttanasana (Forward Fold), Adho Mukha Svanasana (Downward-Facing Dog), Balasana (Child's Pose)

Materials: Yoga mat (optional), comfortable clothing

#### 2. Yoga and My Body:

Activity: Research the connection between Yoga and the human body. How does Yoga improve flexibility, strength, and balance?

Prepare a small essay in 350-400 words.

Materials: Notebook, pen, internet access.

#### 3. Create a Yoga Chant:

Activity: Write a short, catchy chant that promotes the benefits of Yoga or expresses positive affirmations.

Materials: Paper, crayons/markers (optional)

#### Objectives:

Introduce students to the basic principles of Yoga.

Encourage exploration of Yoga postures (asanas) and their benefits.

Foster a sense of well-being and relaxation.

Day/Date	Hindi	English	Check List
Monday 17th June	अपठित गद्यांश - 5	Do complete page number 139 and 141 in grammar book	
Tuesday 18th June	अपठित गद्यांश - 6	Write an Acrostic poem on Flower on A4 size sheet	
Wednesday 19th June	पाठ - 19 (ख) पर्यायवाची शब्द Worksheet - 1	Do comprehension 'The stone cutter' in grammar book	
Thursday 20th June	पाठ- 19 (ख) पर्यायवाची शब्द Worksheet - 2	Watch the movie Jungle book (English) and pick out 15 difficult words from it and write meaning of the words in holiday homework notebook.	

Friday 21st June	योग दिवस के अवसर पर अपने माता-पिता, दादा-दादी के साथ योग करते हुए विडियो बनाकर भेजें।	Write five lines about the poet 'William Wordsworth' in holiday homework notebook.	
Saturday 22nd June	अपने प्रिय फल से जुड़ी जानकारी एकत्र कीजिए और प्राप्त जानकारी को एक अनुच्छेद के रूप में लिखिए।	Try to learn one English poem with correct pronunciation and voice modulation.	
Sunday 23rd June	PROJECT OF THE WEEK	PROJECT OF THE WEEK	

Day/Date	Science	Social Studies	Check List
Monday 17th June	Read ch-3 Sorting materials into groups and make mind map rather than book on your own	Read Ch-2 Latitudes and Longitudes (Geography)	
Tuesday 18th June	make a list of 20 objects you find at your home. Write the properties of each objects in home work notebook	Write important points of Ch-2 (Geography)	
Wednesday 19th June	Take a tumbler filled with water and find out the materials which sink and float in water . Record observations and fill in the table	Model- Prepare a model showing various heat zones of the world.	
Thursday 20th June	learn and write exercise of ch-3	Learn and Write exercise of Ch-2	
Friday 21st June	learn and write short & difference question and answer	Draw a diagram showing important latitudes	
Saturday 22nd June	learn and write detail question answer in holiday homework notebook	Learn and Write Questions/Answer of Ch-2	
Sunday 23rd June	PROJECT OF THE WEEK	PROJECT OF THE WEEK	

Day/Date	Maths	Reasoning	Check List
Monday 17th June	<p>QUESTION-3 Prepare the below table on the art sheet. Find the prime numbers using Sieve of Eratosthenes. Cross out all the composite numbers and colour all the prime numbers in yellow</p> <p>1.Prime numbers between 1 and 100 is _____</p> <p>2. 17 is a _____ number. 36 is a _____ number.</p>	QUESTION-11	
Tuesday 18th June	Write all properties of whole number ( Subtraction)	QUESTION-12	
Wednesday 19th June	Sukhi works on a farm. He is paid Rs 98 for one day. If he works for 52 days, how much will he earn? Write and learn tables of 14 and 15.	QUESTION-13	
Thursday 20th June	Memorise the phone number of your parents ,Relatives and neighbours and memorise your family id and car bike numbers.	QUESTION-14	
Friday 21st June	Do different yoga poses. Paste their photos and write down their Angles in the Holiday Homework notebook.	QUESTION-15	
Saturday 22nd June	Revise exercise 2.1 and 2.2 complete.( Ch- Whole numbers)	QUESTION-16	
Sunday 23rd June	PROJECT OF THE WEEK	PROJECT OF THE WEEK	

Day/Date	Sanskrit	Check List
Monday 17th June	पांच पशुओं के नाम संस्कृत में लिखे और याद करें।	
Tuesday 18th June	संबंध सूचक पांच शब्दों के नाम संस्कृत में लिखे और यादकरें।	
Wednesday 19th June	अगले 5 संबंध सूचक शब्दों के नाम संस्कृत में लिखे व याद करें	
Thursday 20th June	पांच पक्षियों के नाम संस्कृत में लिखे और याद करें।	
Friday 21st June	पांच फलों के नाम संस्कृत में लिखे और याद करें।	
Saturday 22nd June	पांच सब्जियों के नाम संस्कृत में लिखे और याद करें।	
Sunday 23rd June	PROJECT OF THE WEEK	

Fine Arts: Make a collage painting use a newspaper old magazine etc

### Week - 4 (24th June to 30th June)

#### PROJECT OF THE WEEK:

- Prepare a PowerPoint Presentation on how you spent your summer holidays and share it with your class teacher.

OR

- Prepare a Seminar on how you spent your summer holidays.

#### OBJECTIVE:

- To help students summarise the complete data that they collected during holidays.
- To help students have a better understanding of computers.

Day/Date	Hindi	English	Check List
Monday 24th June	अपठित गद्यांश- 7	Do comprehension 'The man from Shiraj in grammar book.	
Tuesday 25th June	अपठित गद्यांश- 8	Write some fun facts about English language in note book	
Wednesday 26th June	पाठ - 19 (ग) अनेकार्थक शब्द Worksheet - 1	Make some flash cards showing kinds of pronouns	
Thursday 27th June	पाठ - 19 (ग) अनेकार्थक शब्द Worksheet - 2	Prepare an easy dish,write the recipe in your own words and share your experience via short video	
Friday 28st June	पाठ - 19 (घ) अनेक शब्दों के लिए एक शब्द Worksheet - 1	Experience how you spend your vacations.	
Saturday 29th June	यदि आपकी प्रिय खाद्य वस्तु को आपके घर का कोई सदस्य खा ले, तो आप क्या करेंगे ? एक विडियो के माध्यम से बताएं।	Make your own crossword puzzle on any topic	
Sunday 30th June	PROJECT OF THE WEEK	PROJECT OF THE WEEK	

Day/Date	Science	Social Studies	Check List
Monday 24th June	Do activity at home solubility of liquids in water and record the video and send	Read Ch-1 Diversity (Civics)	
Tuesday 25th June	Read chapter -4 Separation of substances draw mind map	Write important points of Ch-1	
Wednesday 26th June	fill the exercise pgno :66	Activity - Cut out pictures of five varieties of dance forms that are popular in India and write a brief note on each form.	
Thursday 27th June	fill section B exercise	Learn and Write exercise of Ch-1	
Friday 28th June	prepares the notes of chapter 4 in fair notebook	Write National Anthem on chart paper.	
Saturday 29th June	mark the question answer in book	Map work -Mark all the states and it's capitals in India Political Map.	
Sunday 30th June	PROJECT OF THE WEEK	PROJECT OF THE WEEK	

Day/Date	Maths	Reasoning	Check List
Monday 24th June	Do Thinking skills and competency based questions of ch-2 nd ( Whole numbers) Write and learn tables of 16 and 17	QUESTION-17	
Tuesday 25th June	Write properties of whole numbers (Multiplication and Division).	Revise chapter 2 complete form your book	
Wednesday 26th June	Firstly write distributive property and then solve this question:  • $532 \times 765 + 532 \times 335$	QUESTION-18	
Thursday 27th June	Make a Photo frame on RAMANUJAN - The great mathematicians. You need to	Revise chapter 3 complete form your book	



	make a picture of Ramanujan and write his important contribution in about 50 words.		
Friday 28st June	Write full form of BODMAS and Decorate it	QUESTION-19	
Saturday 29th June	Draw mind map of chapter 1st and 2nd	Revise chapter 4 complete form your book	
Sunday 30th June	Get your school bag Ready for next day ☺ ☐	Revise chapter 5 complete form your book	

Day/Date	Sanskrit	Check List
Monday 24th June	पुस्तक का शब्द रूप लिखे व याद करें।	
Tuesday 25th June	पांच फलों के नाम संस्कृत में लिखे और याद करें।	
Wednesday 26th June	पांच सब्जियों के नाम संस्कृत में लिखे व याद करें।	
Thursday 27th June	पांच पक्षियों के नाम संस्कृत में लिखे व याद करें।	
Friday 28st June	विद्यालय संबंधी पांच वस्तुओं के नाम संस्कृत में लिखे और याद करें।	
Saturday 29th June	शरीर के 10 अंगों के नाम संस्कृत में लिखे व याद करें।	
Sunday 30th June	PROJECT OF THE WEEK	

Fine Arts: Make any beautiful object use the waste plastic bottles.

# MATHS


## QUESTION-1

TTh	Th	H	T	O
●	☆	○	△	□

(a)

	<table border="1" style="width: 100%; text-align: center;"> <tr> <th>TTh</th> <th>Th</th> <th>H</th> <th>T</th> <th>O</th> </tr> <tr><td> </td><td> </td><td> </td><td> </td><td> </td></tr> <tr><td> </td><td> </td><td> </td><td> </td><td> </td></tr> <tr><td> </td><td> </td><td> </td><td> </td><td> </td></tr> <tr><td> </td><td> </td><td> </td><td> </td><td> </td></tr> </table>	TTh	Th	H	T	O																				
TTh	Th	H	T	O																						

## QUESTION-2



QUESTION-3

1	2	3	4	5	6	7	8	9	10
11	12	13	14	<u>15</u>	16	17	18	19	20
21	22	23	24	25	26	27	28	29	30
31	32	33	34	35	36	37	38	39	40
41	42	43	44	45	46	47	48	49	50
51	52	53	54	55	56	57	58	59	60
61	62	63	64	65	66	67	68	69	70
71	72	73	74	75	76	77	78	79	80
81	82	83	84	85	86	87	88	89	90
91	92	93	94	95	96	97	98	99	100

## REASONING

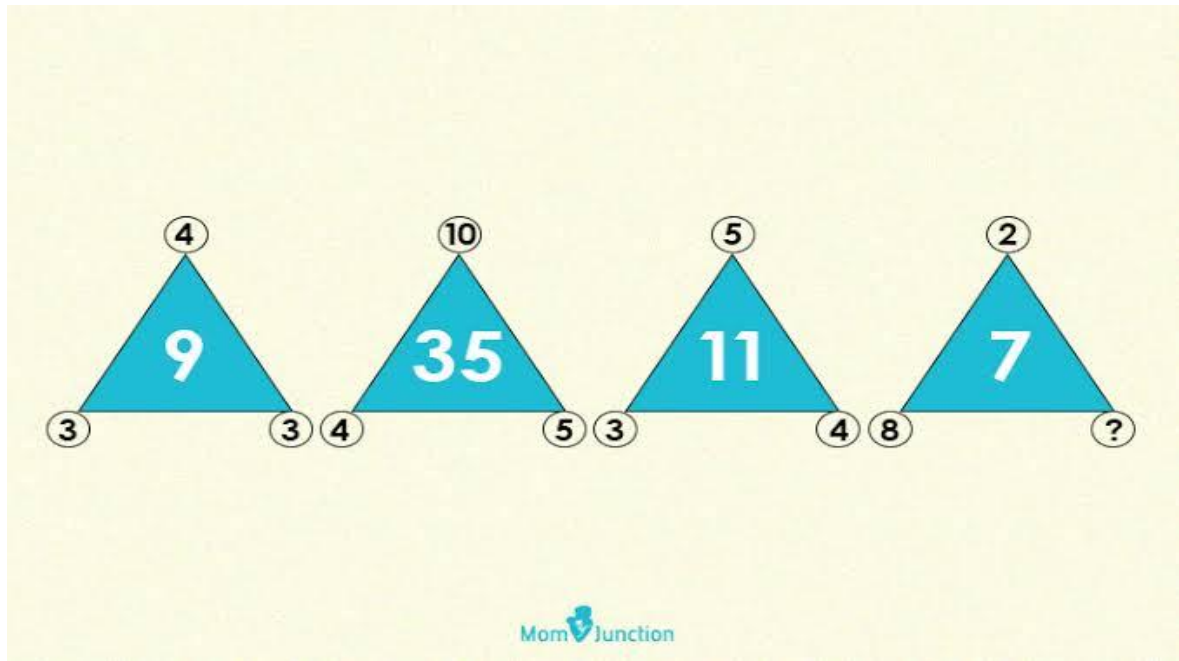
QUESTION-1

$$\begin{aligned} \text{Apple} \times \text{Apple} \times \text{Apple} &= 27 \\ \text{Apple} \times \text{Lemon} \times \text{Lemon} \times \text{Lemon} &= 24 \\ \text{Apple} \times \text{Lemon} \times \text{Orange} \times \text{Orange} &= 96 \\ \text{Orange} + \text{Apple} \times \text{Lemon} &= ? \end{aligned}$$

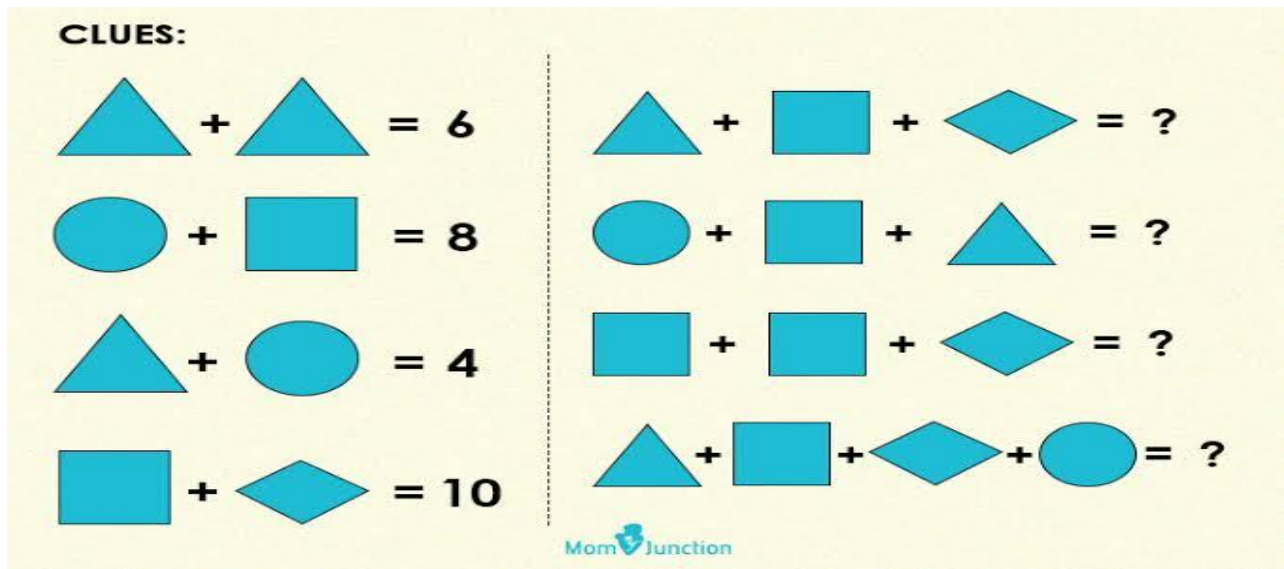
QUESTION-2

$$\begin{aligned} \text{Banana} + \text{Banana} &= 30 \\ \text{Cherry} + \text{Cherry} &= 20 \\ \text{Apple} + \text{Apple} &= 8 \\ \text{Banana} + \text{Cherry} \times \text{Apple} &= ? \end{aligned}$$

QUESTION-3



QUESTION-4



QUESTION-5

**MATH PUZZLE - EASY**

ROHAK PATHSALI

**If**

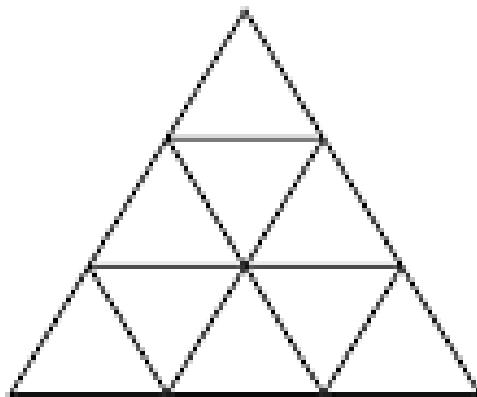
$$4 + 5 = 11$$
$$6 + 8 = 28$$
$$7 + 9 = 40$$

**Then**

$$16 + 18 = ?$$

QUESTION-6

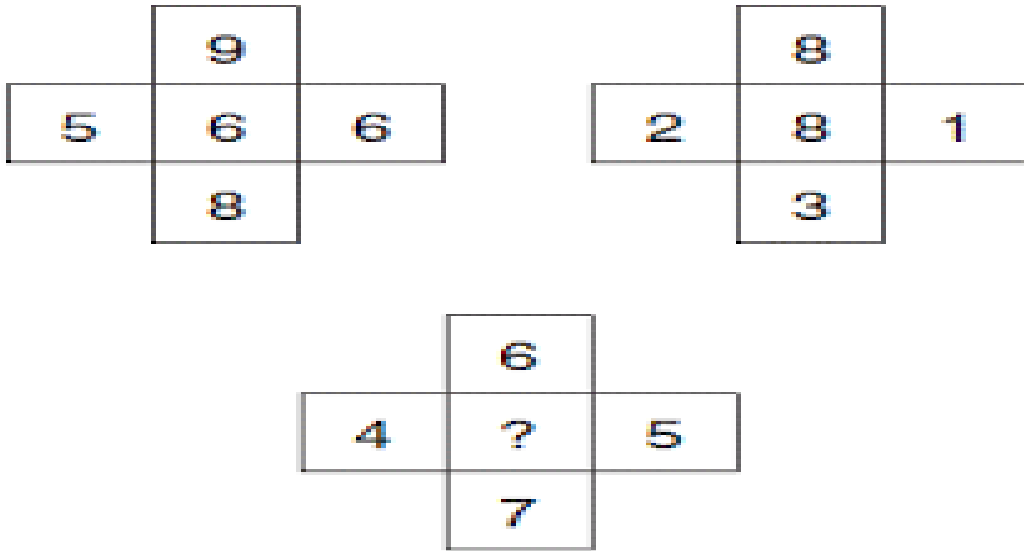
How many triangles ?



Options :

- A) 9    B) 10    C) 11    D) 12    E) 13

QUESTION-7



QUESTION-8

**Grades 6-8**

Which answer can replace the question mark?

Three balance scales are shown, each with a question mark on the right pan. The scales are balanced.

- Scale 1:** Left pan: 1 orange diamond, 1 blue square with diagonal line, 1 green circle. Right pan: 1 red pentagon, 2 purple rectangles.
- Scale 2:** Left pan: 1 blue square with diagonal line, 1 red pentagon. Right pan: 1 green circle, 1 orange diamond, 1 blue square with diagonal line.
- Scale 3:** Left pan: 3 purple rectangles. Right pan: ?











Options:

- a. 1 orange diamond, 1 blue square with diagonal line, 1 orange diamond
- b. 1 blue square with diagonal line, 1 orange diamond
- c. 1 blue square with diagonal line, 1 blue triangle
- d. 1 red pentagon, 1 orange diamond

**FREE Critical Thinking Puzzles!**  
 Delivered weekly to your inbox. Choose PreK - Grade 8.  
[www.criticalthinking.com](http://www.criticalthinking.com)

QUESTION-9

What is missing in the last grid?



A

B

C

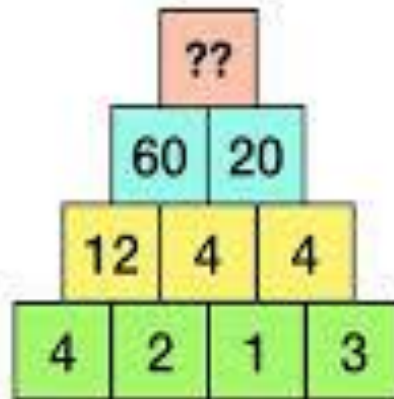
D

E

F

QUESTION-10

Find The Missing Number





QUESTION-11

www.test4exams.com

**99% of People fail to answer**

$$\begin{array}{r} 4 + 8 = 5 \\ 8 + 5 = 4 \\ 6 + 7 = 6 \\ 9 + 9 = ? \end{array}$$

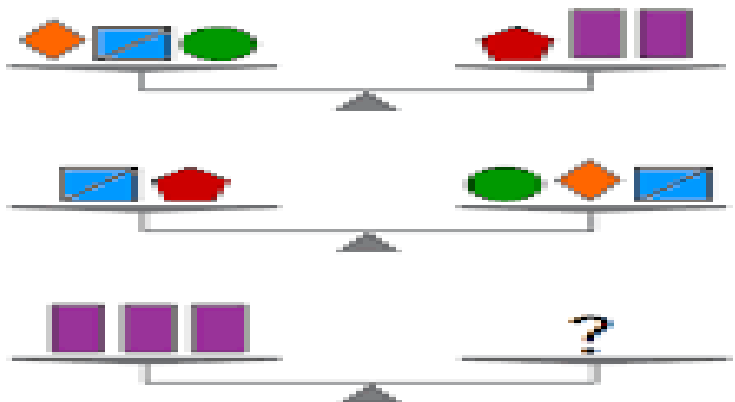

APTITUDE || REASONING || GK & CURRENT AFFAIRS || PUZZLE

Facebook | Twitter | YouTube | Instagram

QUESTION-12

**Grades 6-8**

Which answer can replace the question mark?

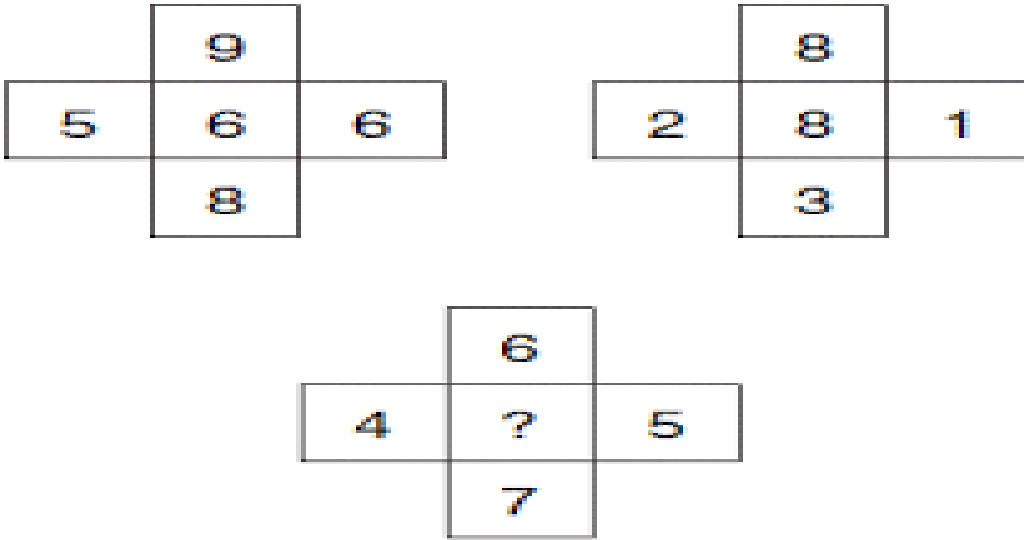


a. 1 orange diamond, 1 blue square with diagonal line, 1 orange diamond  
b. 1 blue square with diagonal line, 1 orange diamond  
c. 1 blue square with diagonal line, 1 blue triangle  
d. 1 red hexagon, 1 orange diamond

**FREE Critical Thinking Puzzles!**  
Delivered weekly to your inbox. Choose: PreK - Grade 8.











www.criticalthinkingpuzzles.com

QUESTION-13








QUESTION-14

Find the value of each icon in the multiplication table below:

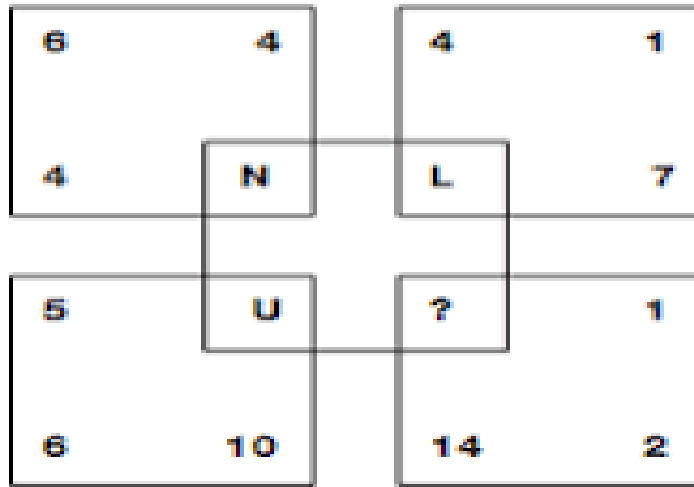
		2	
	1		
	3		9
		12	

Below the table are five empty boxes for the answers, each with an icon above it:

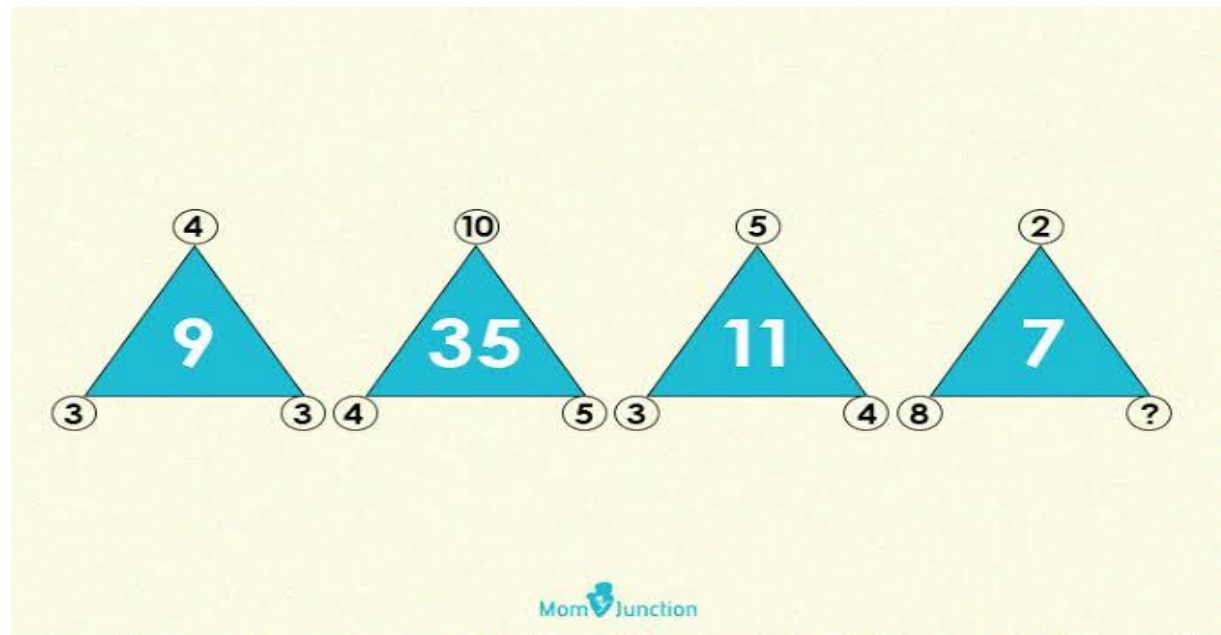
- 
- 
- 
- 
- 

QUESTION-15

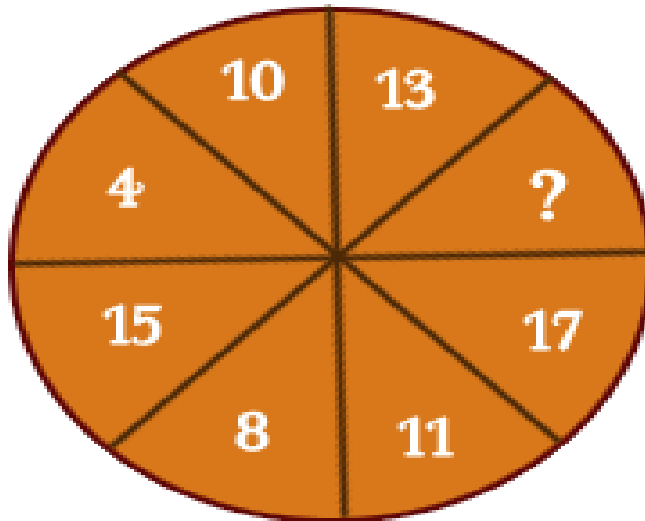
Which letter replaces the question mark?



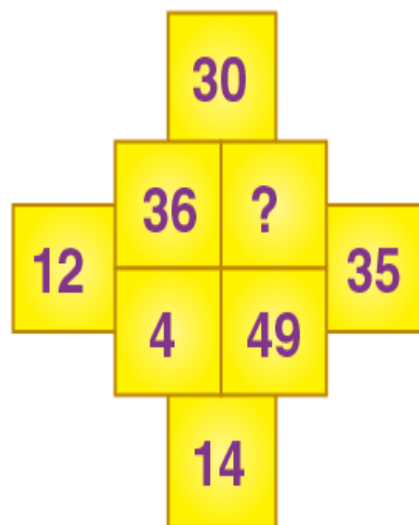
QUESTION-16



QUESTION-17



QUESTION-18



QUESTION-19



$$\begin{array}{ccccc} \square & + & \square & = & 8 \\ \times & & - & & \\ \square & \times & \square & = & 9 \\ = & & = & & \\ 21 & & 5 & & \end{array}$$